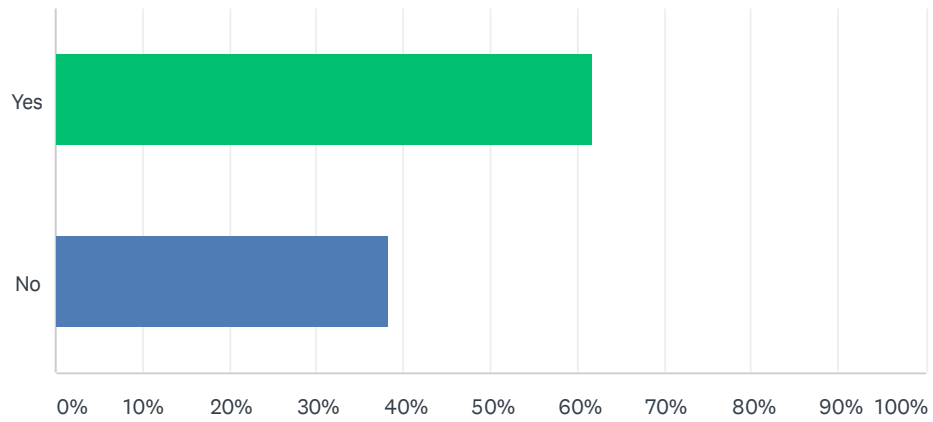


### Q1 Has the early care and education program you work for CLOSED due to the COVID-19 pandemic? (Select one answer)

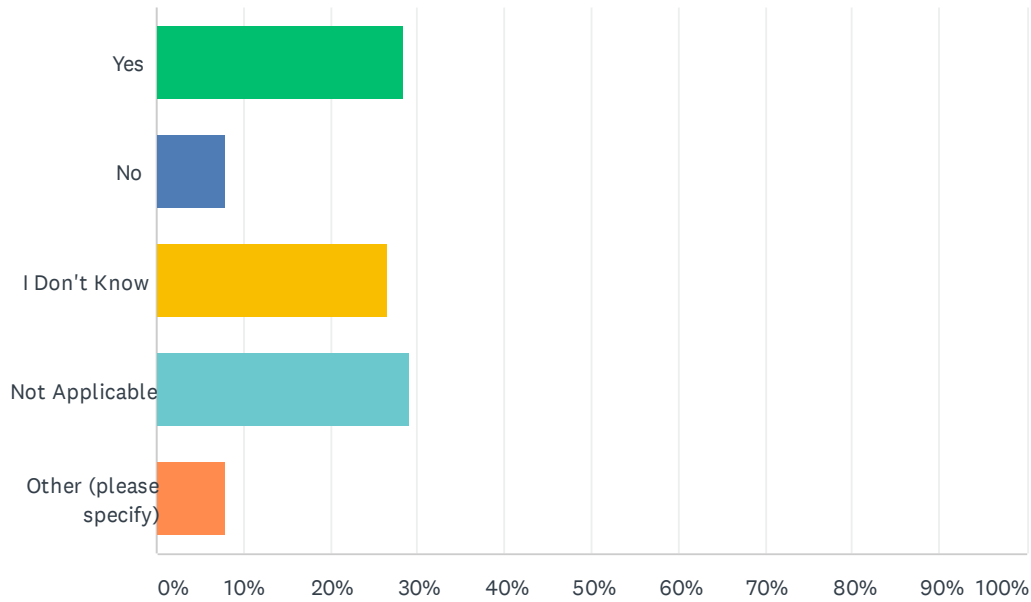
Answered: 526 Skipped: 3



ANSWER CHOICES	RESPONSES	
Yes	61.79%	325
No	38.21%	201
TOTAL		526

**Q2 If the early care and education program you work for is currently closed, will it re-open when stay-at-home orders are lifted? (Select one answer)**

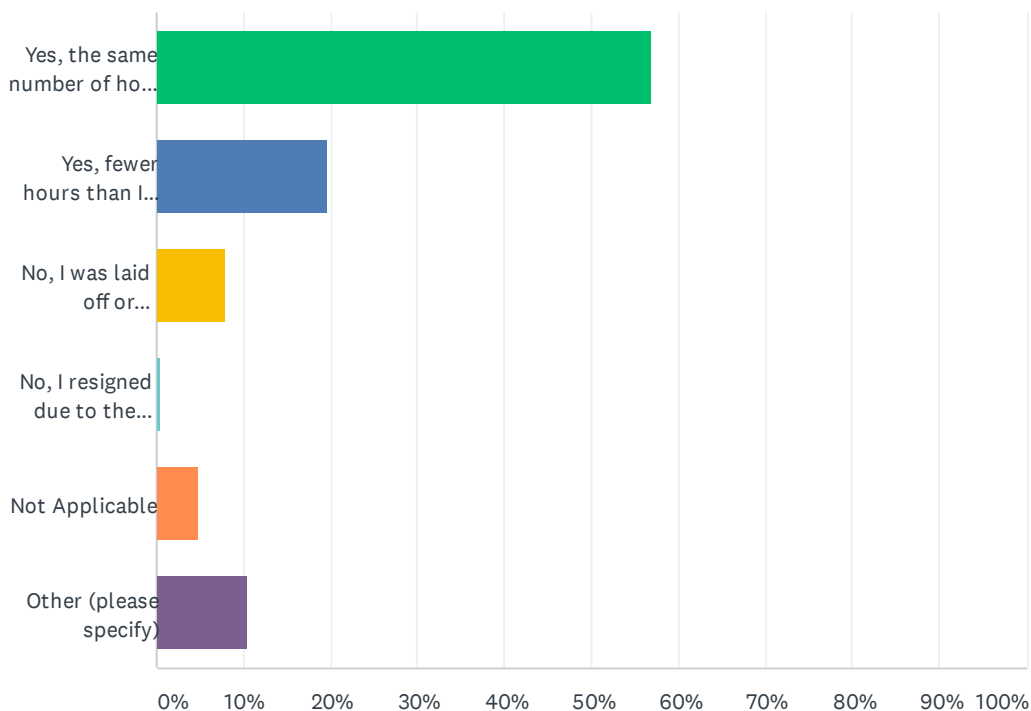
Answered: 524 Skipped: 5



ANSWER CHOICES	RESPONSES	
Yes	28.44%	149
No	8.02%	42
I Don't Know	26.53%	139
Not Applicable	29.01%	152
Other (please specify)	8.02%	42
<b>TOTAL</b>		<b>524</b>

### Q3 Are you still working at the same early care and education program where you were before the pandemic? (Select one answer)

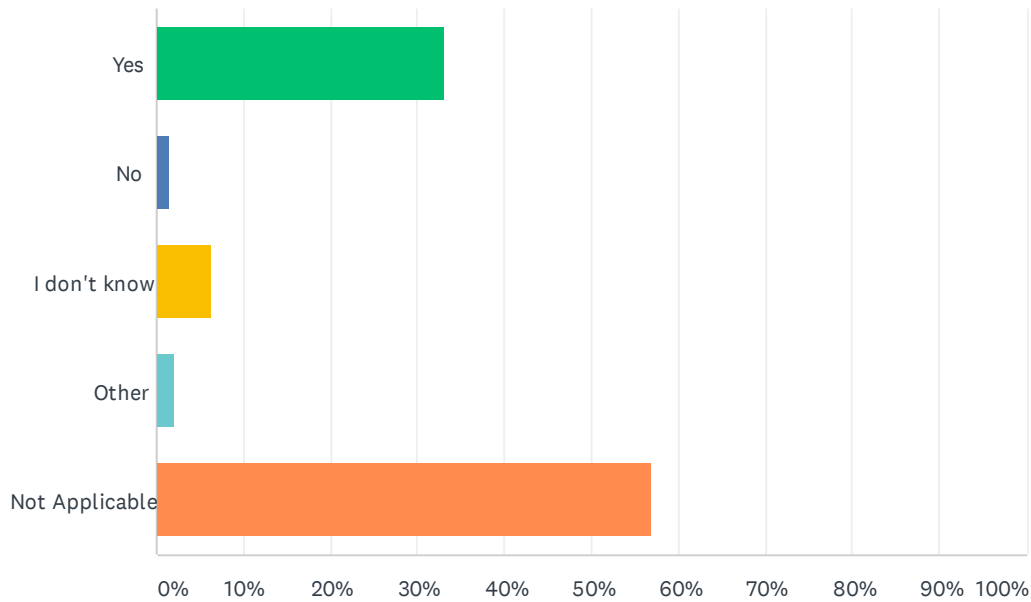
Answered: 526 Skipped: 3



ANSWER CHOICES	RESPONSES	
Yes, the same number of hours or more than I was working before the pandemic	56.84%	299
Yes, fewer hours than I was working before the pandemic	19.58%	103
No, I was laid off or furloughed due to the pandemic	7.98%	42
No, I resigned due to the pandemic	0.38%	2
Not Applicable	4.75%	25
Other (please specify)	10.46%	55
<b>TOTAL</b>		<b>526</b>

### Q4 If you are currently not working, do you plan to return to work in Early Childhood Education when stay-at-home restrictions are lifted?

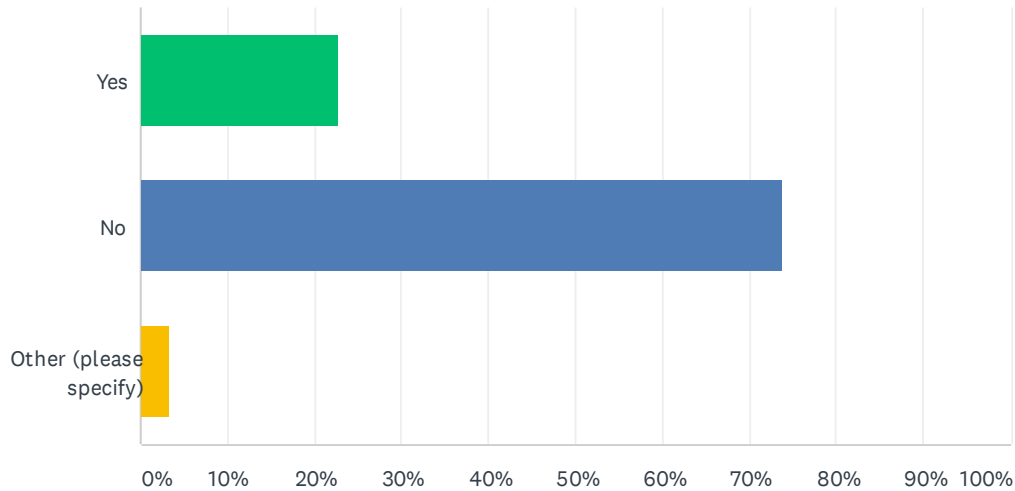
Answered: 512 Skipped: 17



ANSWER CHOICES	RESPONSES	
Yes	33.01%	169
No	1.56%	8
I don't know	6.25%	32
Other	2.15%	11
Not Applicable	56.84%	291
<b>TOTAL</b>		<b>512</b>

**Q5 In the last few months, have you thought about seeking employment outside the field of early care and education because of the pandemic?  
(Select one answer)**

Answered: 526 Skipped: 3



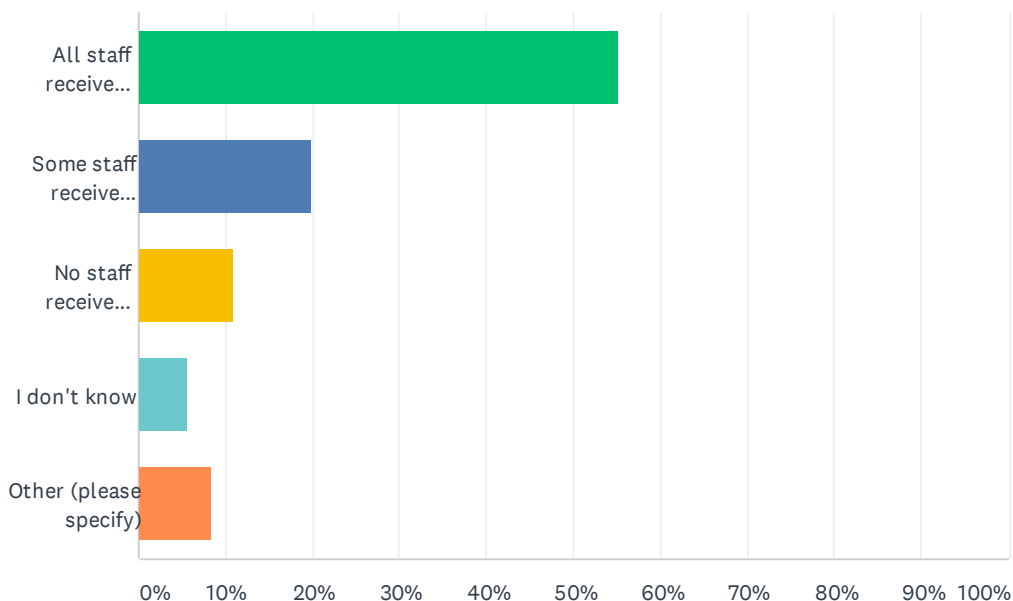
ANSWER CHOICES	RESPONSES
Yes	22.81% 120
No	73.76% 388
Other (please specify)	3.42% 18
<b>TOTAL</b>	<b>526</b>

## Q6 In what ways has your work life changed because of the COVID-19 pandemic?

Answered: 501 Skipped: 28

### Q7 Are staff at your early child care and education program provided benefits like health care, vacation, or sick time? (Select one answer)

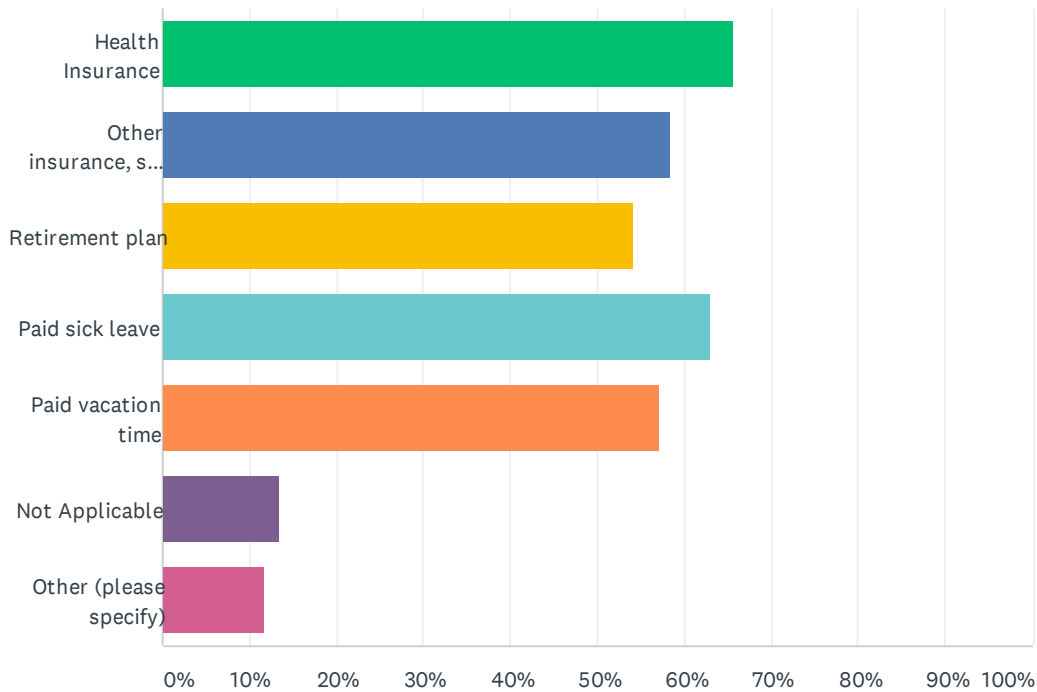
Answered: 527 Skipped: 2



ANSWER CHOICES	RESPONSES	
All staff receive benefits	55.22%	291
Some staff receive benefits	19.92%	105
No staff receive benefits	10.82%	57
I don't know	5.69%	30
Other (please specify)	8.35%	44
<b>TOTAL</b>		<b>527</b>

### Q8 If staff at your program receive benefits, which benefits are offered? (Select all that apply)

Answered: 525 Skipped: 4

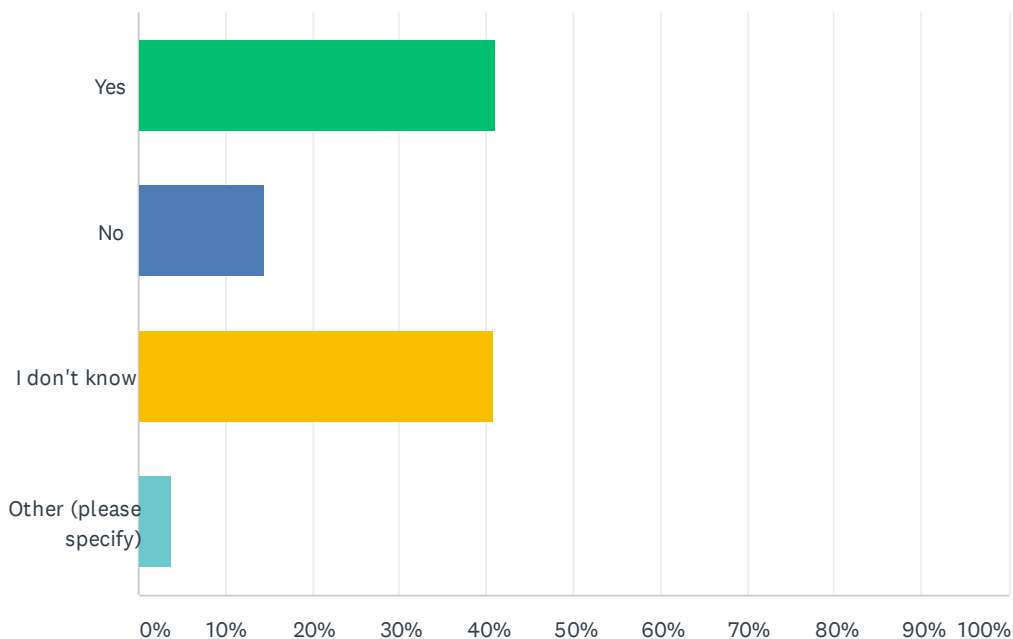


ANSWER CHOICES	RESPONSES	
Health Insurance	65.71%	345
Other insurance, such as vision, dental, or life	58.29%	306
Retirement plan	54.10%	284
Paid sick leave	63.05%	331
Paid vacation time	57.14%	300
Not Applicable	13.33%	70
Other (please specify)	11.62%	61
Total Respondents: 525		



### Q9 Do you expect your early care and education program will require grant or loan funding, or other financial support to stay open? (Select one answer)

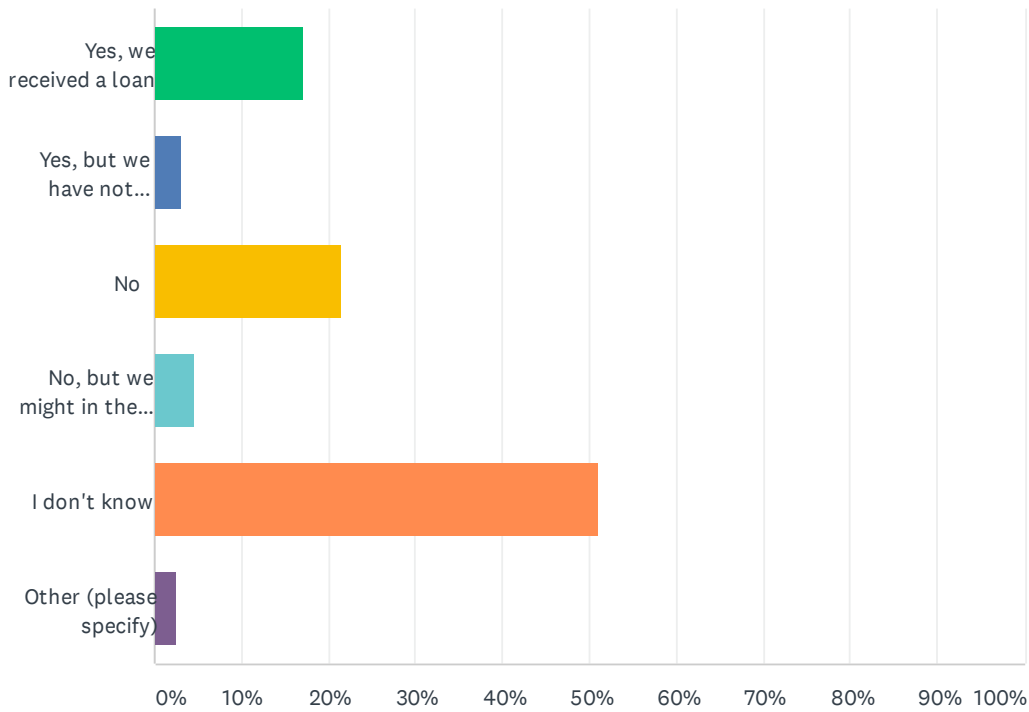
Answered: 527 Skipped: 2



ANSWER CHOICES	RESPONSES
Yes	40.99% 216
No	14.42% 76
I don't know	40.80% 215
Other (please specify)	3.80% 20
<b>TOTAL</b>	<b>527</b>

### Q10 Has your early child care and education program applied for a COVID-19 loan? (Select one answer)

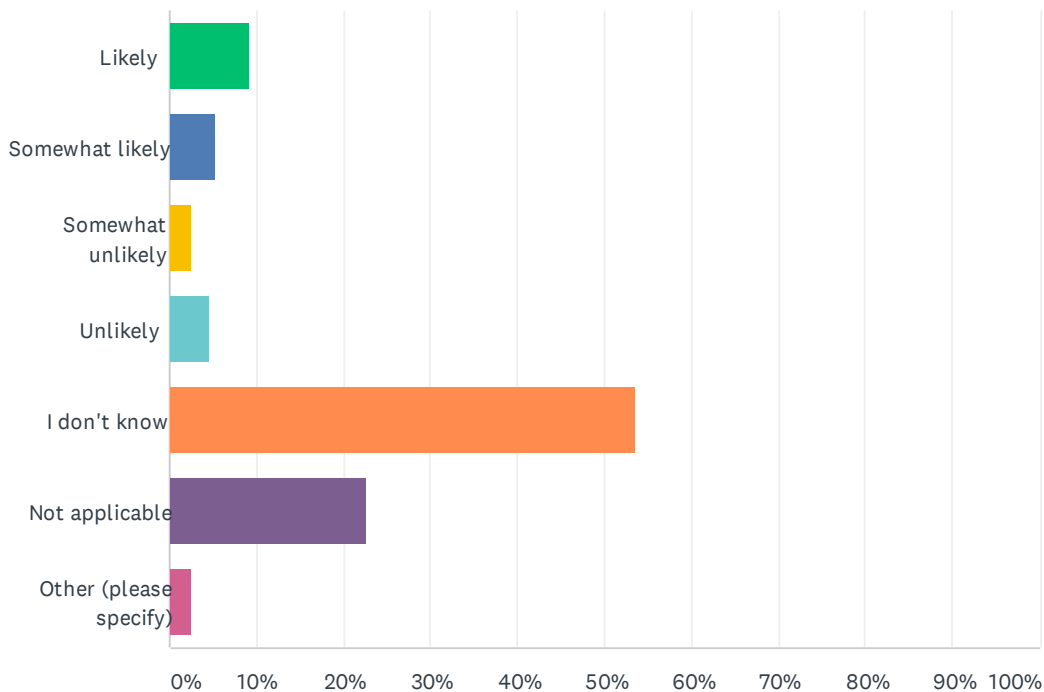
Answered: 527 Skipped: 2



ANSWER CHOICES	RESPONSES	
Yes, we received a loan	17.08%	90
Yes, but we have not received a loan	3.23%	17
No	21.63%	114
No, but we might in the future	4.55%	24
I don't know	51.04%	269
Other (please specify)	2.47%	13
<b>TOTAL</b>		<b>527</b>

### Q11 If your early care and education program has received or might receive a COVID-19 loan in the future, how likely is your program to be able to repay the loan? (Select one answer)

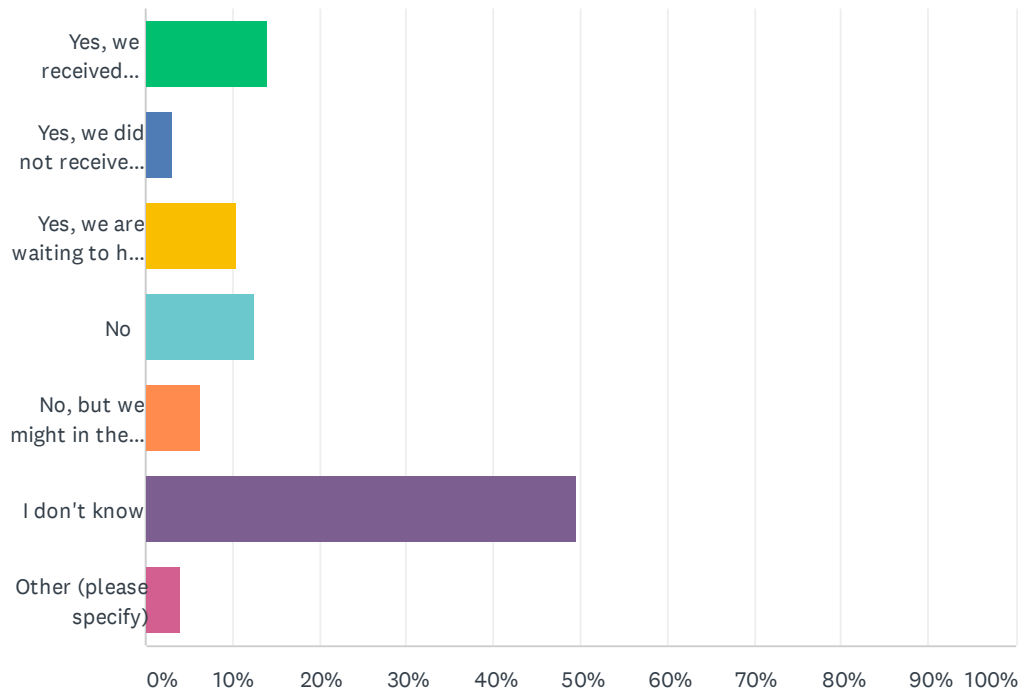
Answered: 526 Skipped: 3



ANSWER CHOICES	RESPONSES	
Likely	9.13%	48
Somewhat likely	5.13%	27
Somewhat unlikely	2.47%	13
Unlikely	4.56%	24
I don't know	53.61%	282
Not applicable	22.62%	119
Other (please specify)	2.47%	13
<b>TOTAL</b>		<b>526</b>

## Q12 Has your early care and education program applied for any grant funding? (Select one answer)

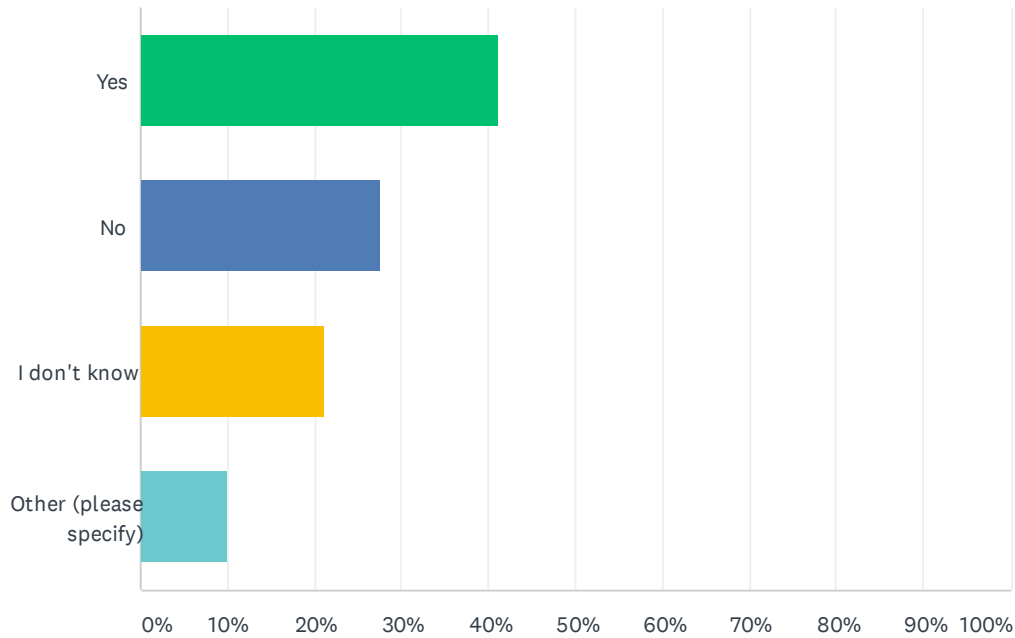
Answered: 525 Skipped: 4



ANSWER CHOICES	RESPONSES	
Yes, we received funding	14.10%	74
Yes, we did not receive funding	3.05%	16
Yes, we are waiting to hear from the funder	10.48%	55
No	12.57%	66
No, but we might in the future	6.29%	33
I don't know	49.52%	260
Other (please specify)	4.00%	21
<b>TOTAL</b>		<b>525</b>

### Q13 Are COVID – 19 essential supplies such as cleaning/disinfecting materials, masks, gloves, etc. easily available to the program you work for? (Select one answer)

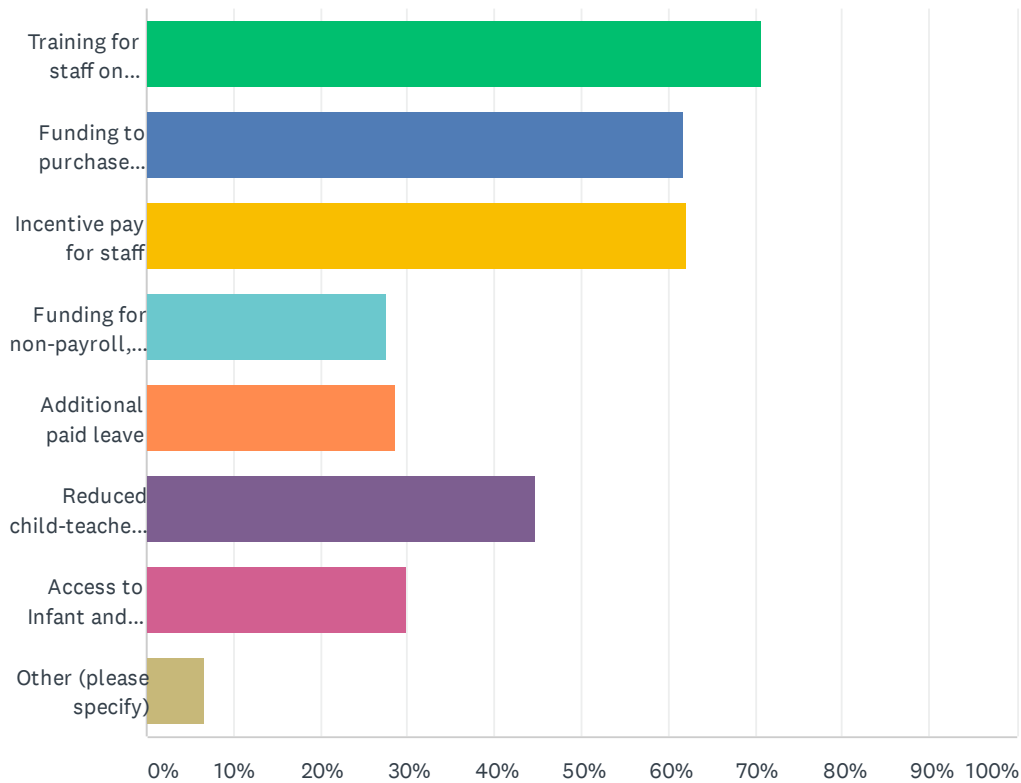
Answered: 527 Skipped: 2



ANSWER CHOICES	RESPONSES	
Yes	41.18%	217
No	27.70%	146
I don't know	21.06%	111
Other (please specify)	10.06%	53
<b>TOTAL</b>		<b>527</b>

### Q14 What resources would be most helpful to your early care and education program in the coming months? (select all that apply)

Answered: 519 Skipped: 10



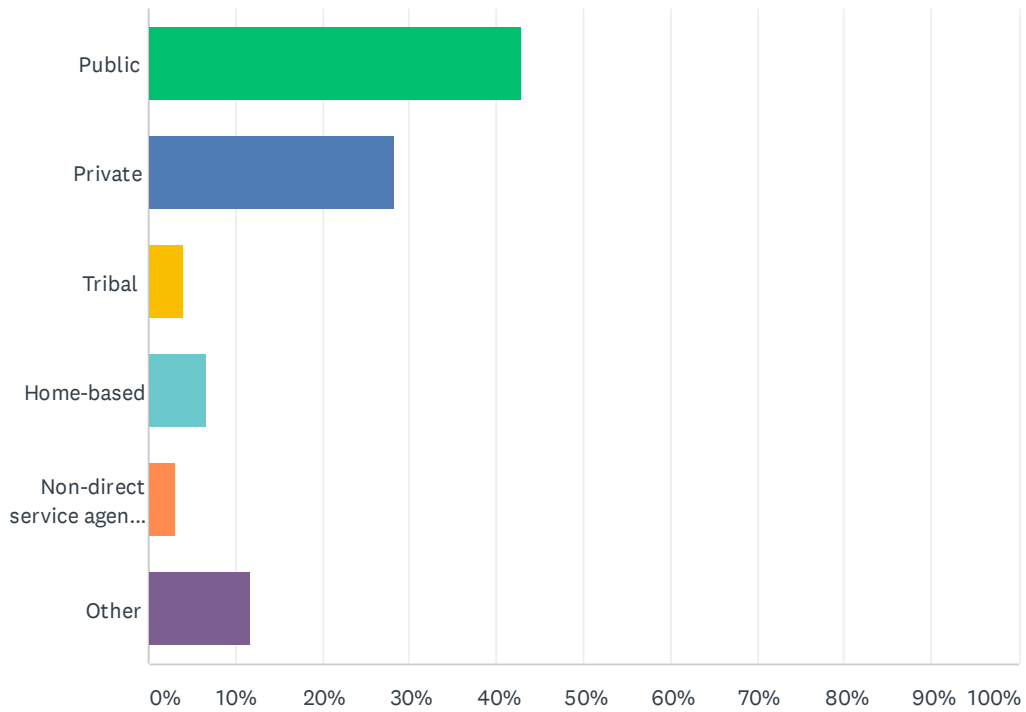
ANSWER CHOICES	RESPONSES	
Training for staff on practices and procedures for operating when stay-at-home orders are lifted	70.71%	367
Funding to purchase materials and supplies to create a safer space for children, families, and staff	61.66%	320
Incentive pay for staff	62.04%	322
Funding for non-payroll, day-to-day program costs	27.55%	143
Additional paid leave	28.71%	149
Reduced child-teacher ratios	44.70%	232
Access to Infant and Early Childhood Mental Health (IECMH) Consultants	29.87%	155
Other (please specify)	6.74%	35
Total Respondents: 519		

**Q15 How have you and your family been affected by COVID-19? Please use this space to share how life has changed for you because of the pandemic.**

Answered: 482 Skipped: 47

## Q16 What type of early care and education program are or were you working at?

Answered: 521 Skipped: 8

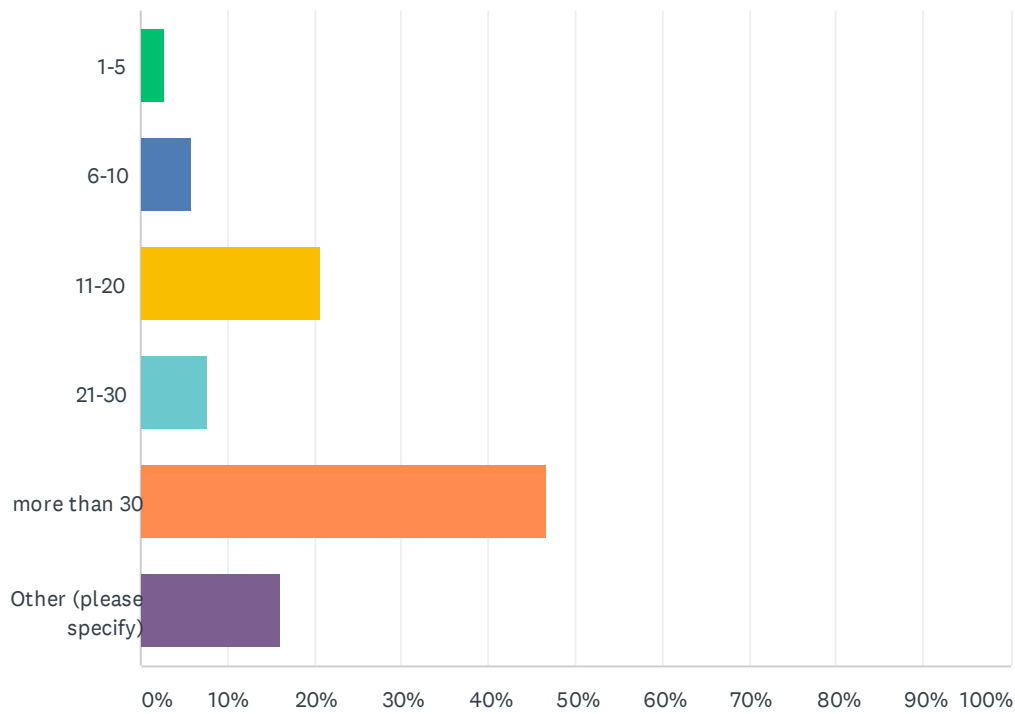


ANSWER CHOICES	RESPONSES	
Public	42.80%	223
Private	28.21%	147
Tribal	4.03%	21
Home-based	6.72%	35
Non-direct service agency or organization	3.07%	16
Other	11.71%	61
<b>TOTAL</b>		<b>521</b>



### Q17 About how many children attended your program each day before the COVID-19 pandemic? (Select one answer)

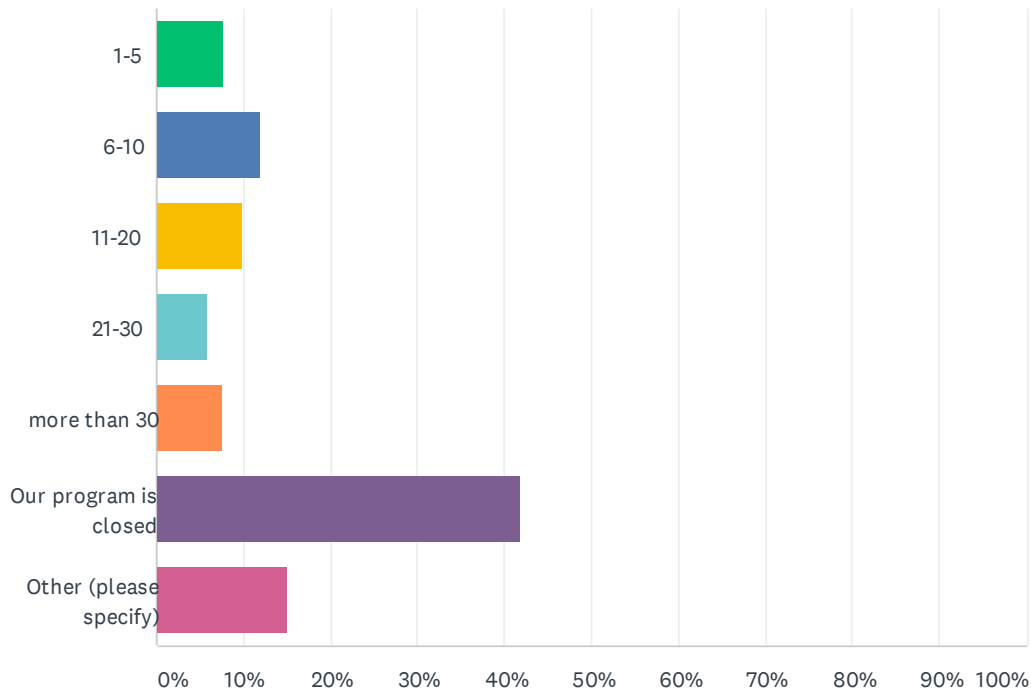
Answered: 525 Skipped: 4



ANSWER CHOICES	RESPONSES	
1-5	2.67%	14
6-10	5.90%	31
11-20	20.76%	109
21-30	7.81%	41
more than 30	46.67%	245
Other (please specify)	16.19%	85
<b>TOTAL</b>		<b>525</b>

### Q18 Since the COVID-19 pandemic and stay-at-home orders, about how many children attend your program each day? (Select one answer)

Answered: 525 Skipped: 4



ANSWER CHOICES	RESPONSES	
1-5	7.81%	41
6-10	12.00%	63
11-20	9.90%	52
21-30	5.90%	31
more than 30	7.43%	39
Our program is closed	41.90%	220
Other (please specify)	15.05%	79
<b>TOTAL</b>		<b>525</b>

**Q19 What is the zip code of your early childhood care and education program?**

Answered: 522 Skipped: 7

## Q20 Is there anything else you'd like to share?

Answered: 344 Skipped: 185

**Q21 If you would like to be included in the drawing for a gift card, please enter your contact information here.**

Answered: 372 Skipped: 157

ANSWER CHOICES	RESPONSES	
Name	99.19%	369
Email address	98.66%	367
Phone number	92.74%	345